

English

The Train Ride by Jane Crebbin



Know a few familiar stories and recall some events.

Join in with group reading of familiar stories.

Hold a pencil comfortably and correctly.

Write lower case letters in the correct direction, starting and finishing in the correct place

Form the digits 0-9



The Way Back Home by Oliver Jeffers

Discuss some simple features of a text and begin answering questions relating to, for example, changes in font size,

details in illustrations or diagrams, identifying when somebody is speaking

Understand the features of a book and use these to help understand what it is about. E.g Title, blurb...

With support, compose a sentence orally before writing.

With support, sequence sentences to form short narratives

Discuss their ideas for their written work orally with the teacher or other pupils

Maths

Place Value

Addition & Subtraction

Sort and count objects

Represent objects

Recognise numbers as words

Count on from any number

1 more, 1 less

Count backwards within 10

Compare groups, numbers

Order objects and numbers

Write number sentences

Number bonds within 10

Addition – add together

Addition & Subtraction

Shape

Find a part

Subtraction – find a part

Fact families

Subtraction – take

away, cross out, how

many left

Subtraction on a

number line

Add or subtract 1 or 2

Recognise and name 2D and 3D shapes

Sort 2D and 3D shapes

Patterns with 2D and 3D shapes



Science

Everyday materials

Know what an object is made from.

Name something made from a material.

Know what a property of a material is.

Sort materials based on their properties.



Seasonal Changes

Children will learn about seasonal changes across the year.

Know what changes you can see across the four seasons.

Know how the weather changes at different times of the year.

Knows how the day length changes throughout the seasons.



RE **GOD**

What do Christians believe God is like?

Identify what a parable is.

Tell the story of the Lost Son from the Bible simply, and recognise a link with the concept of God as a forgiving Father.

Give clear, simple accounts of what the story means to Christians.

Give at least two examples of a way in which Christians show their belief in

God as loving and forgiving; for example, by saying sorry; by seeing God as welcoming them back; by forgiving others.



INCARNATION

Why does Christmas matter to Christians?

Give a clear, simple account of the story of Jesus' birth and why Jesus is important for Christians.

Recognise that stories of Jesus' life come from the Gospels.

Give examples of ways in which Christians use the story of the nativity to guide their beliefs and actions at Christmas.

Decide what they personally have to be thankful for at Christmas time.

Year 1: Terms 1 and 2

History

How has the life of a child changed?

Understand a familiar story that is set in the past.
Identify objects that belong in the past.
Put at least three objects in chronological order
Observe and use pictures, photographs and artefacts to find out about the past.
Ask simple questions about the past.
Explain how they have changed since they were born.
Use words and phrases such as 'before I was born,' 'When I was younger' to describe the timing of an event or the age of an object.

Design Technology

MECHANISMS Sliders & Levers

Children will develop their understanding of mechanisms by experimenting, designing, constructing and testing their own slider and level mechanism.
Children will learn about the direction of movements and explore the mechanisms required to make these work, by creating examples of side-to-side sliders and up-and-down sliders from templates.



PE

Ball Skills & Target Games Dance & Fundamentals

To catch with two hands.
To dribble a ball with my hands and feet.
To begin to understand simple tactics.
Roll and throw with some accuracy towards a target.
Track a ball that is coming towards me.
Work co-operatively with a partner.
Recognise changes in my body when I do exercise.
Use an overarm and underarm throw aiming towards a target.
Copy, repeat, create and perform actions that represent the theme.

Computing

Technology around us

To identify technology.
To identify a computer and its main parts.
To use a mouse in different ways.
To use a keyboard to type on a computer.
To use the keyboard to edit text.
To create rules for using technology responsibly.



Year 1: Terms 1 and 2

Geography

What is it like here?

Where in the world are we?
What can we see in our classroom?
What can we find in our school grounds?
Where are the different places in our school?
How do we feel about our playground?
Can we make our playground even better?

Use basic geographical vocabulary to refer to: key physical features, including beach, cliff, coast, forest, hill, mountain, sea, ocean, river, soil, valley, vegetation, season and weather. Refer to key human features: city, town, village, factory, farm, house, office, port, harbour and shop.


Music

Keeping the Pulse My favourite things

Key focus: Pulse, music, movement

Finding the pulse
Singing a sound pattern
Using a thinking voice
Reading sound patterns
Practice makes perfect

Musical Performance: Christmas Nativity



PSHE

Family and Relationships Health and Wellbeing

Understand that families can include a range of people.
Understand who their friends are and what people like to do with friends.
Describe what people might look like if they are feeling: angry, scared, upset or worried.
Describe situations which may provoke certain feelings.
Describe their own qualities and strengths and recognise something they want to get better at.

Art Printing

Children will create a surreal self-portrait using stamps.
Children will learn about the style and techniques used by the artist and draw upon these to create their own piece of work.
Children explore different ways to print including pulled string printing, rubber band printing and making their own stamps with cardboard.

