





**Egerton Church of England Primary School**  
*Together, we inspire, nurture and thrive*

## **Egerton Art Curriculum Year R to Year 6**









# Egerton Art & Design Curriculum Year R to Year 6

## Early Years Foundation Stage







Early Years Foundation Stage					
Focused Early Learning Goals Expressive Arts and Design					
Term 1 All about me	Term 2 Fairy Tales	Term 3 Countries	Term 4 Toys	Term 5 Down on the Farm	Term 6 Mini-Beasts
<p><b>DRAWING</b> Exploring mark making through different drawing materials. Beginning to draw from observation using faces and self-portraits as a stimulus.</p>  <p>ARTIST: Piet Mondrian, Picasso</p>	<p><b>SCULPTURE</b> Explore architecture and building using a variety of materials. Final Piece – Create Your Own Fairy Tale Castle / Palace</p>  <p>ARTIST: Buildings of the world, Frank Gehry</p>	<p><b>PRINTING</b> Explore World Art's Repeating Patterns. Children will use a variety of materials to create their own prints and repeating patterns</p>  <p>ARTIST: World Art: African Art, Islamic geometric patterns found in the Middle East, Navajo blankets in North America, and stained-glass windows in western European religious buildings</p>	<p><b>PAINTING</b> Children will explore the work of Yayoi Kusaama and create their own spotty pictures</p>  <p>ARTIST: Yayoi Kusaama</p>	<p><b>COLLAGE</b> Children will explore the use of colour and Steven Brown's work. Children will create collages of farm animals using a range of materials</p>  <p>ARTIST: Steven Brown, Megan Coyle</p>	<p><b>SCULPTURE</b> Explore the work of James Brunt using the natural world to create mini-beast sculptures</p>  <p>ARTIST: James Brunt</p>

# Key Stage 1 Art Curriculum

Year 1	Year 2
<p><b>PRINTING</b> Colour, Pattern, Shape</p> <p>Artist: Pablo Picasso Create a surreal self portrait</p> 	<p><b>SCULPTURE</b> Colour, Form, Shape</p> <p>Artists: Paul Cummins, Georgia O’Keeffe Produce a flower sculpture</p> 
<p><b>PAINTING</b> Colour, Form</p> <p>Artist: Local Artist – Cathy Hill Work collectively to create a painted collage</p> 	<p><b>DRAWING</b> Colour, Line, Shape</p> <p>Artists: Romero Britto, Henri Matisse Produce a drawing that visually represents their hopes and dreams</p> 
<p><b>COLLAGE</b> Texture, Space, Form</p> <p>Artist: Vincent Van Gogh, photographs of the local area Produce a layered castle collage</p> 	<p><b>PAINTING</b> Colour, Shape, Texture</p> <p>Artists: Claude Monet, Georgia O’Keeffe Produce a painting that captures the feeling of a place that is familiar to them</p> 

<p><b>Key Stage 1 children will use the following skills:</b></p>	<p>experiment, observe, draw, paint, sculpture, colour, shape, describe, make links, discuss, sketch, draw, record</p>
---	--

# Lower Key Stage 2 Art Curriculum

Year 3	Year 4
<p data-bbox="353 336 629 405"><b>SCULPTURE</b> Texture, Shape, Line</p> <p data-bbox="185 435 792 544">Artist: Barbara Hepworth, Nnenna Okore Produce a sculpture using the natural world as inspiration</p> 	<p data-bbox="1368 344 1574 413"><b>DRAWING</b> Colour, Pattern</p> <p data-bbox="1205 443 1738 512">Artist: Wayne Thiebaud Produce A Drawing Of A Food They Enjoy</p> 
<p data-bbox="353 695 658 764"><b>COLLAGE</b> Colour, Pattern, Shape</p> <p data-bbox="226 794 786 863">Artist: Antoni Gaudi, Roman Mosaics Produce A Mosaic Of An Inspirational Place</p> 	<p data-bbox="1379 676 1664 745"><b>PRINTING</b> Pattern, Form, Shape</p> <p data-bbox="1227 775 1816 844">Artist: William Morris Produce A Repeated Print Inspired By Nature</p> 
<p data-bbox="365 1007 685 1075"><b>PRINTING</b> Pattern, Shape, Texture</p> <p data-bbox="353 1106 703 1174">Artist: Andy Warhol Produce A Pop Art Portrait</p> 	<p data-bbox="1308 1015 1592 1083"><b>SCULPTURE</b> Texture, Form, Space</p> <p data-bbox="1144 1114 1760 1214">Artist: Andy Goldsworthy Produce A Sculpture Using The Natural Objects Found Around The School</p> 

# Upper Key Stage 2 Art Curriculum

Year 5	Year 6
<p><b>COLLAGE</b> Colour, Pattern, Texture</p> <p>Artist: Kurt Schwitters, Frida Kahlo Produce a collage self portrait</p> 	<p><b>PAINTING</b> Colour, Form &amp; Space</p> <p>Artist: Banksy, Jean-Michel Basquiat Produce A Piece Of Street Art That Expresses A Personal View</p> 
<p><b>SCULPTURE</b> Shape, Form</p> <p>Artist: Henry Moore, Sokari Douglas-Camp Produce a space inspired sculpture</p> 	<p><b>PRINTING</b> Pattern, Form, Shape</p> <p>Artist: William Morris, Rachel Whiteread, Islamic Geometric Designs Produce a geometric print that is projected onto a building</p> 
<p><b>PAINTING</b> Colour, Shape, Space</p> <p>Artist: Henri Rousseau Produce a watercolour of an animal in the jungle</p> 	<p><b>DRAWING</b> Colour, Line, Shape</p> <p>Artist: Hockney, Hundertwasser Produce a local landscape</p> 

<p><b>Key Stage 2 children will use the following skills:</b></p>	<p>create, record, review, revisit, experiment, develop, observe, draw, paint, sculpture, colour, shape, describe, make links, discuss, sketch, draw, record</p>
---	--